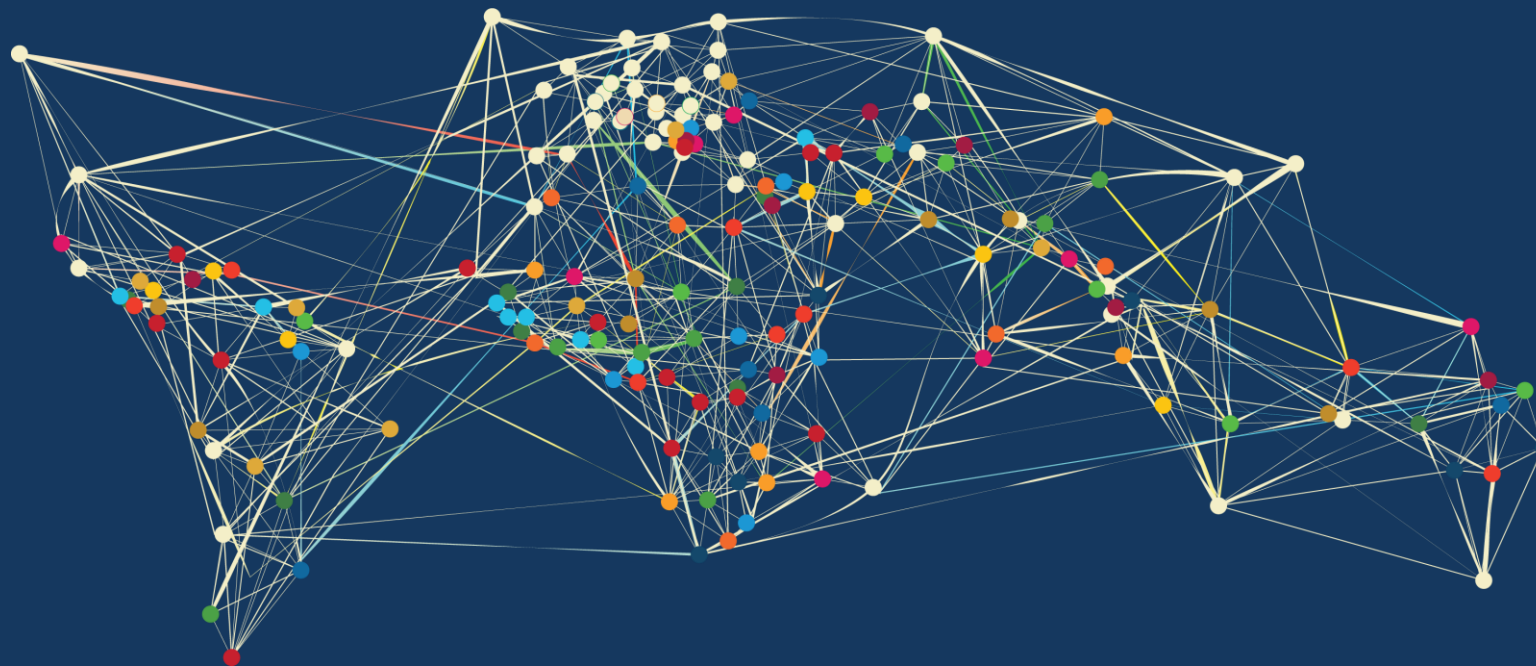




Multi-Partner Trust Fund Office

The United Nations center of expertise on pooled funding mechanisms

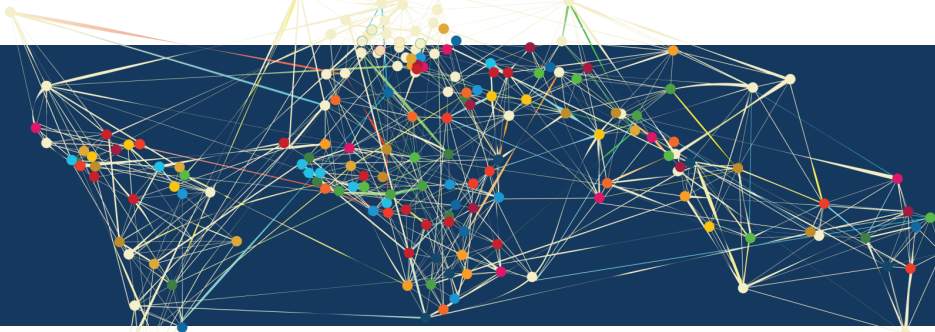


UN-REDD

Financial Framework – October 2023



Fund Status – October 2023



	Annual 2022	Annual 2023	Cumulative
Sources of Funds			
Contributions from donors	5,007,777	22,205,608	377,696,356
Sub-total Contributions	5,007,777	22,205,608	377,696,356
Fund Interest and Investment Income Earned	62,191	-	2,728,816
Interest Income received from Participating Organizations	138,290	16,015	857,315
Total: Sources of Funds	5,208,258	22,221,624	381,282,487
Use of Funds			
Transfers to Participating Organizations	19,025,534	23,820,451	382,643,888
Refunds received from Participating Organizations	(2,846,684)	(5,214)	(6,200,790)
Net Funded Amount	16,178,850	23,815,237	376,443,098
Administrative Agent Fees	50,078	222,056	3,511,047
Bank Charges	103	15	12,686
Other Expenditures	-	-	265,917
Total: Uses of Funds	16,229,031	24,037,308	380,232,747
Change in Fund cash balance with Administrative Agent	(11,020,773)	(1,815,684)	1,049,740
Opening Fund balance (1 January)	13,886,197	2,865,424	-
Closing Fund balance (31 December)	2,865,424	1,049,740	1,049,740
Net Funded Amount (Includes Direct Cost)	16,178,850	23,815,237	376,443,098
Participating Organizations Expenditure (Includes Direct Cost)	15,142,175	7,588,813	347,584,565
Balance of Funds with Participating Organizations	1,036,676	16,226,424	28,858,533

¹ Interest is applied annually in March for the previous year

² AA direct costs are chargeable on the EC contribution in lieu of AA fees



Donor Commitments and Deposits



Contributors	Commitments ³	Gross Deposits	Net Deposits ⁴		
			Earmarked	Un-Earmarked	Total
Government of Denmark	9,898,182.90	9,898,182.90	0.00	9,799,201.07	9,799,201.07
European Union	26,591,660.00	26,591,660.00	0.00	26,325,743.40	26,325,743.40
Government of Japan	3,046,138.00	3,046,138.00	0.00	3,015,676.62	3,015,676.62
Government of Luxembourg	2,674,100.00	2,674,100.00	0.00	2,647,359.00	2,647,359.00
Government of Norway	324,460,065.54	313,708,254.07	0.00	310,571,171.54	310,571,171.54
Government of Republic of Korea	370,771.36	370,771.36	367,063.65	0.00	367,063.65
Government of Spain	5,492,938.78	5,492,938.78	0.00	5,438,009.39	5,438,009.39
Government of Switzerland	4,729,994.42	3,669,549.03	88,637.13	3,544,216.42	3,632,853.55
Other - Government of United Kingdom of Great Britain and Northern Ireland	12,244,761.91	12,244,761.91	5,831,750.00	6,290,564.29	12,122,314.29
Grand Total	389,508,612.91	377,696,356.05	6,287,450.78	367,631,941.73	373,919,392.51


³ Commitments refer to funds where the Standard Administrative Arrangement with the donor has been concluded.

⁴ Net Deposits refer to the funds deposited by the donor to the bank account of UNDP/MPTF Office and adjusted for 1% Administrative Agent fee.

⁵ Contributions Earmarked by Government of UK to Outcome 1, by Government of Korea to Outcome 4, by Government of Switzerland to Outcome 1 and Outcome 3.



Approved budgets, transfer and reported expenditures by Thematic Outcomes



Theme	Approved budget	Transfers	Refunds	Expenditure	Balance (Transfers less Expenditures)
1 Forest Solutions Realised	40,930,696.20	19,335,644.67	-	6,779,227.88	12,556,416.79
2 Forest Solutions Rewarded	10,484,589.56	12,522,813.78	-	5,728,244.23	6,794,569.55
3 Forest Solutions Enhanced	4,066,827.16	4,979,275.65	-	3,201,791.21	1,777,484.44
4 Connecting Actors& Knowledge	7,380,071.90	10,198,455.39	-	6,219,956.41	3,978,498.98
UN REDD Global	160,164,150.00	160,164,150.00	(3,607,060.17)	156,296,555.16	260,534.67
UN_REDD	177,631,699.15	175,443,548.16	(2,593,729.72)	169,358,790.33	3,491,028.11
Total	400,658,034.00	382,643,888.00	(6,200,790.00)	347,584,565.00	28,858,533.00

